



**Community
Foundation**
OF LOUISVILLE

Annual Giving Report

To learn more, please contact:

stewardship@cflouisville.org | 502.585.4649



Annual Giving Report

Grant Distributions From Funds

10,991 Total Number of Grants

\$138,906,000 Total Grant Dollars

4 Median Number of Grants Per Fund

\$1,000 Median Grant Amount

2,643 Unique Grant Recipients

\$700k+ Tragedy Relief Grants

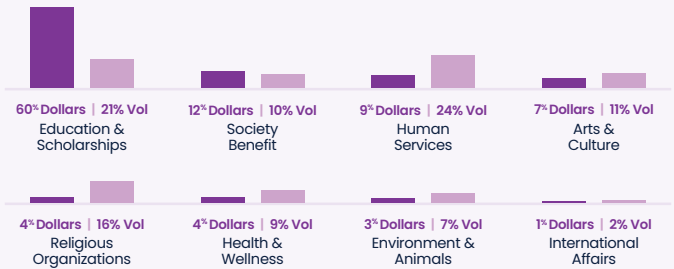
48% of Funds distributed more than 5% of their balance

77% of all grant checks issued remained in KY and Southern Indiana

98% of all grants were fundholder advised

Grant Distributions By Charitable Cause

% Dollars | % Volume



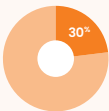
Most Supported Organizations

Ranked by Number of Grants Received

Rank Organization

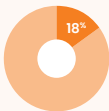
- 01 University of Louisville/Foundation
- 02 Dare to Care
- 03 Kentucky Public Radio (Louisville Public Media)
- 04 University of Kentucky
- 05 Louisville Olmsted Parks Conservancy
- 06 Metro United Way
- 07 Fund for the Arts
- 08 Kentucky Humane Society
- 09 Healing Place
- 10 Home of the Innocents

Fund Balances



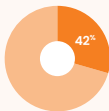
Under \$5k
30%

2,300
Total Funds

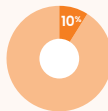


\$5k-\$25k
18%

\$71,961,000
Total Dollars Contributed to Funds



\$25k-\$500k
42%



Over \$500k
10%

53%
Marketable Securities Contributions



Median Balance
\$29k